



eSERVICE TO VIEW PAYMENT INFO using WL e-Statement on Mobile (SOM)

Enter to the next level with WorldLease new service, customers can now use mobile phone to view recent payment information by using SOM App (Android OS).



CHECKING PAYMENT INFO

Using SOM app to view remaining balance, recent paid installment, fine (if any), due date, etc.



USING PAYMENT BARCODE

Instead of using payment card, payment barcode is provided in the app and can be alternatively used at the payment channels.



AUTOMATIC REMINDER

The app can be set for reminding payment due date or other matters.




Viewing payment info by SOM App

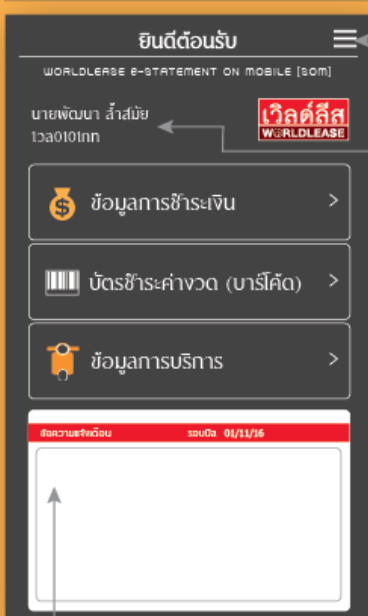


Step to use WL SOM APP


All WorldLease customers can easily access payment info at your fingertip by following these steps

1. Access Google Play Store and search for "WL SOM" or "Worldlease"
2. Select APP name  WL SOM
3. Select "Install"
4. Select APP "WL SOM" ; the screen will show message request for your personal information including ID number and date of birth to connect with WL database
5. After successfully logging into the APP, the screen will show as pictures below


SOM app main screen



Summary of recent payment



Barcode for paying installment



Summary of the account



For more information

If having some difficulties or need to ask for additional information, please kindly contact WorldLease, Business Innovation dept. at 0-2675-6300 ext. 138 or e-mail innovation@worldlease.co.th